

Y6 Su6	YEAR 6 - SUMMER TEST 6		
First Name		Class	
Last Name		Date	
		TOTAL MARKS	/34

1 = $0.8 \div 10$

1 mark

2 $\frac{1}{3} + \frac{1}{6} =$

1 mark

3 $\frac{2}{5}$ of 90 =

1 mark

4 $19 \times 2000 =$

1 mark

5 $\frac{5}{14} + \frac{1}{7} =$

1 mark

6 + 0.1 = 1

1 mark


7 $4^2 =$

1 mark


8 $7 = \text{input} \div 8$

1 mark


19 $623 + 46\ 823 - 1726 =$

 1 mark


20 $\frac{1}{2} \times \frac{5}{6} =$

 1 mark


21 $5790 \div 6 =$

 1 mark


22 = 35% of 320

 1 mark

23 $8 \overline{) 170}$

 2 marks

24 $44 \overline{) 2904}$

 2 marks

25

$$\square = \frac{1}{3} + \frac{3}{30}$$



1 mark

26

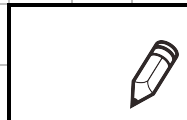
$$8172 \times 4 =$$



1 mark

27

$$8000 - 2736 =$$



1 mark

28

$$\frac{1}{3} - \frac{1}{18} =$$



1 mark

29

$$\begin{array}{r} 621 \\ \times 11 \\ \hline \end{array}$$



2 marks

30

$$\begin{array}{r} 7640 \\ \times 81 \\ \hline \end{array}$$



2 marks