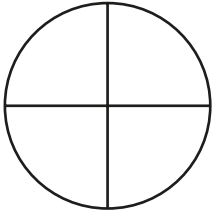


# Fractions

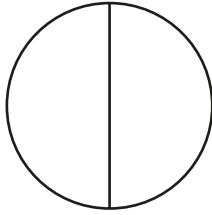
## Learning From Home



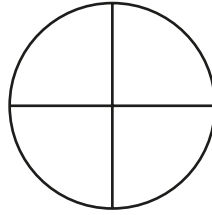
# Read and Colour the Fractions



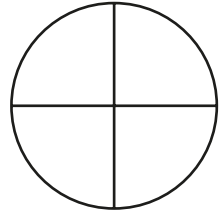
one quarter



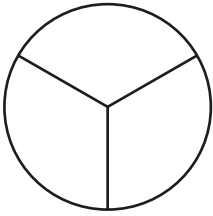
one half



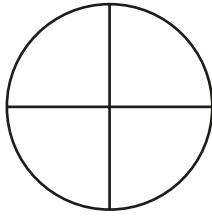
three quarters



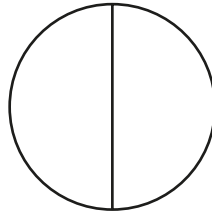
whole



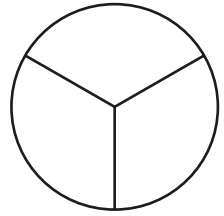
one third



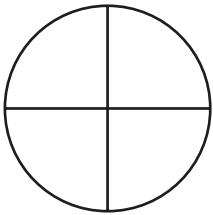
one quarter



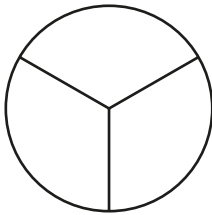
whole



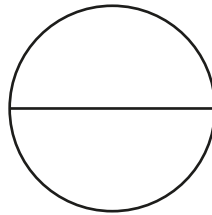
two thirds



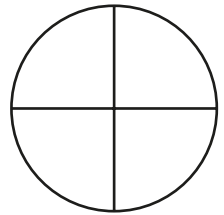
whole



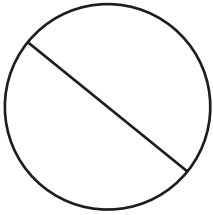
one third



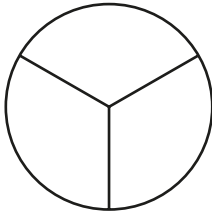
one half



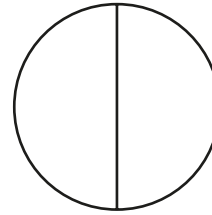
two quarters



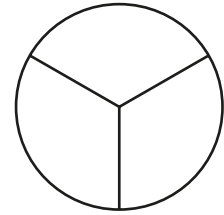
$\frac{2}{2}$



$\frac{2}{3}$



$\frac{1}{2}$



$\frac{1}{3}$











# Colouring Fractions

Follow the instructions and colour the cars.

Colour half the cars **yellow**

Colour a quarter of the cars **red**




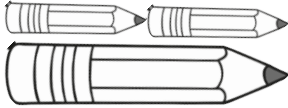





Colour a quarter of the cars **blue**



# Identifying Quarters, Thirds and Halves


Write one of these fractions in each answer box:

$$\frac{1}{3} \quad \frac{1}{4} \quad \frac{1}{2} \quad \frac{3}{4}$$

<p>1. What fraction of the animals are snakes?</p>  <div style="text-align: right; margin-top: 10px;"><input type="text"/></div>	<p>2. What fraction of the pizza has been eaten?</p>  <div style="text-align: right; margin-top: 10px;"><input type="text"/></div>
<p>3. What fraction of the pizza is remaining?</p>  <div style="text-align: right; margin-top: 10px;"><input type="text"/></div>	<p>4. What fraction of the length of the big pencil are the small pencils?</p>  <div style="text-align: right; margin-top: 10px;"><input type="text"/></div>
<p>5. What fraction of these apples are circled?</p>  <div style="text-align: right; margin-top: 10px;"><input type="text"/></div>	<p>6. What fraction of this shape is shaded?</p>  <div style="text-align: right; margin-top: 10px;"><input type="text"/></div>
<p>7. How much of his chocolate bar does Steve have left?</p> <p>Sami's Bar </p> <p>Steve's Bar </p> <div style="text-align: right; margin-top: 10px;"><input type="text"/></div>	<p>8. What fraction of his dad's height is Michael?</p>  <div style="text-align: right; margin-top: 10px;"><input type="text"/></div>

# Finding Simple Fractions of Numbers

Find half by dividing a number into two equal parts.  
Find a quarter by dividing a half into two equal parts.



1 whole = 8




$\frac{1}{2} = 4$



$\frac{1}{4} = 2$

1. Find a half and a quarter of each of these numbers.  
Draw circles to help you.

a.



1 whole = 12




$\frac{1}{2} = \square$



$\frac{1}{4} = \square$

b.



1 whole = 4




$\frac{1}{2} = \square$



$\frac{1}{4} = \square$

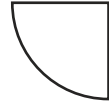
c.



1 whole = 16




$$\frac{1}{2} = \square$$

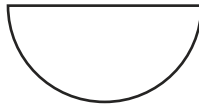


$$\frac{1}{4} = \square$$

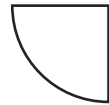
d.



1 whole = 20



$$\frac{1}{2} = \square$$



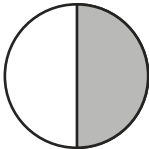
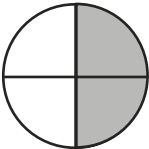
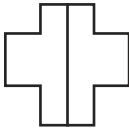
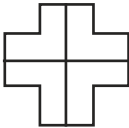

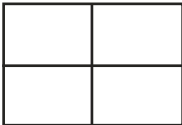


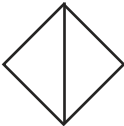
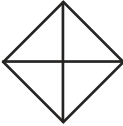
$$\frac{1}{4} = \square$$

2. Find a half and a quarter of these numbers by halving and halving again:



a. 1 whole = 28	$\frac{1}{2} =$	$\frac{1}{4} =$
b. 1 whole = 32	$\frac{1}{2} =$	$\frac{1}{4} =$
c. 1 whole = 24	$\frac{1}{2} =$	$\frac{1}{4} =$
d. 1 whole = 40	$\frac{1}{2} =$	$\frac{1}{4} =$
e. 1 whole = 100	$\frac{1}{2} =$	$\frac{1}{4} =$

# Recognising Equivalence between $\frac{1}{2}$ and $\frac{2}{4}$



1. Find  $\frac{1}{2}$  and  $\frac{2}{4}$  of each of these shapes. What do you notice?

$\frac{1}{2}$		=	$\frac{2}{4}$	
a.		=	$\frac{2}{4}$	
b.		=	$\frac{2}{4}$	
c.		=	$\frac{2}{4}$	
d.		=	$\frac{2}{4}$	



2. Find  $\frac{1}{2}$  and  $\frac{2}{4}$  of each of these shapes. What do you notice?

$\frac{1}{2} = $ <span style="border: 1px solid black; padding: 2px 10px;">4</span>		=		$\frac{2}{4} = $ <span style="border: 1px solid black; padding: 2px 10px;">4</span>
---	---	---	---	---



a.

$\frac{1}{2} = $ <span style="border: 1px solid black; padding: 2px 10px;"> </span>		=		$\frac{2}{4} = $ <span style="border: 1px solid black; padding: 2px 10px;"> </span>
---	---	---	---	---

b.

$\frac{1}{2} = $ <span style="border: 1px solid black; padding: 2px 10px;"> </span>		=		$\frac{2}{4} = $ <span style="border: 1px solid black; padding: 2px 10px;"> </span>
---	---	---	---	---

c.

$\frac{1}{2} = $ <span style="border: 1px solid black; padding: 2px 10px;"> </span>		=		$\frac{2}{4} = $ <span style="border: 1px solid black; padding: 2px 10px;"> </span>
---	---	---	---	---



3. Use what you have learned to find  $\frac{1}{2}$  and  $\frac{2}{4}$  of these numbers.

$\frac{1}{2} = \square$	6	=	6	$\frac{2}{4} = \square$
$\frac{1}{2} = \square$	10	=	10	$\frac{2}{4} = \square$
$\frac{1}{2} = \square$	14	=	14	$\frac{2}{4} = \square$

