




Year 2 Arithmetic Quiz 2

Adding and subtracting 2 digit numbers with ones

1	$34 + 5 =$	<input type="text"/>	

2	$26 + 2$	<input type="text"/>	

3	$69 + 7 =$	<input type="text"/>	

4

$78 + 9 =$



5

$28 - 3 =$



6

$47 - 6 =$



7

$71 - 8$



8

$93 - 4 =$



Adding and subtracting 2 digit numbers with tens

9

$34 + 20 =$



10

$49 + 40 =$



11

$57 + 30 =$



12

$72 + 40 =$



13

$46 - 20 =$



14

$61 - 60 =$



15

$76 - 30 =$



16

$99 - 70 =$



Adding three numbers

17

$3 + 5 + 4 =$



18

$4 + 6 + 8 =$



19

$$8 + 5 + 4 =$$



20

$$2 + 11 + 7 =$$



21

$$5 + 2 + 13 =$$



22

$11 + 9 + 5 =$



23

$17 + 6 + 11 =$



24

$12 + 14 + 9 =$



Year 2 Arithmetic Quiz 2: Answers

- | | |
|---------|--------|
| 1. 39 | 13. 26 |
| 2. 28 | 14. 1 |
| 3. 76 | 15. 46 |
| 4. 87 | 16. 29 |
| 5. 25 | 17. 12 |
| 6. 41 | 18. 18 |
| 7. 63 | 19. 17 |
| 8. 89 | 20. 20 |
| 9. 54 | 21. 20 |
| 10. 89 | 22. 25 |
| 11. 87 | 23. 34 |
| 12. 112 | 24. 35 |

Year 2 Arithmetic Quiz 2

Adding and Subtracting 2-Digit Numbers with Ones

Start with adding or subtracting numbers that do not change the number of tens.

For example, $23 + 6 = 29$ or $37 - 3 = 34$.

Move onto adding numbers that do change the number of tens.

For example, $25 + 8 = 33$ or $46 - 9 = 37$.

Use a [100 Square](#) if needed.

Another way to practise is use to use building bricks; joining up 10 bricks to make a ten.

Adding and Subtracting 2-Digit Numbers with Tens

The important feature of adding and subtracting tens, is to count in tens and not in ones. Use the hundred square to practise counting forwards and backwards in tens from any number.

Adding Three Numbers

When adding three numbers, the numbers don't always have to be added in order. Look for pairs of numbers that can be easily added.

$$6 + 8 + 4 =$$

Add the 6 and 4 first as they equal 10.

Then add the 8; $10 + 8 = 18$.